

---

# A REVIEW ON DENGUE AND ITS INHIBITORS

**Anish Prabhakar**

*Department of Medical*

*Teerthanker Mahaveer University, Moradabad, Uttar Pradesh, India*

## **Abstract:**

*The worldwide occurrence of infectious virus diseases represents a huge danger to public health. One of the most remarkable of these infections is the Dengue virus (DENV) infection. Around 400 million persons are infected yearly, as per a WHO survey; symptoms escalate in about one-quarter of cases. Both academic and industrial researchers have performed various basic and clinical studies on virus epidemiology, structure and function analysis, cause and path of infection, therapeutic targets, vaccines, and therapeutic drugs. Currently, the only licensed vaccine is CYD-TDV or Dengvaxia, but potent inhibitors are currently under production. This analysis provides a summary of the virus life cycle and the history of DENVs, and reflects on and summarises the most recently identified antiviral candidates and newly found promising targets. We agree that these advances and shortcomings have provided for progress in the discovery of anti-DENV drugs and hope that our analysis can encourage more research in this field.*

**KEYWORDS:** *Anti-DENV, Dengue, Drugs, Infection, Inhibitors, Health care.*

---

## **INTRODUCTION**

Approximately 390 million cases of dengue virus (DENV) contamination occur international yearly, which includes ninety-six million that result in excessive signs. As a mosquito-borne viral disorder, high contamination and prevalence costs are determined in tropical and sub-tropical nations. Climate variation and human behaviours, including urbanization and worldwide touring, have also elevated DENV transmission. In line with the WHO, the Western Pacific place pronounced more than 375000 suspected incidents in 2016. Inside the Asia-Pacific location, the infected population accounts for almost 3-quarters of the entire quantity of worldwide infections.

Although maximum subjects can get over the mild flu-like dengue fever (DF), the deterioration to dengue hemorrhagic fever (DHF) or dengue shock syndrome (DSS) need to by no means be left out. In 2006, to be able to enhance the control of dengue instances, the WHO revised dengue signs and symptoms from “DF, DHF, DSS” to “DF with caution symptoms, DF without caution signs and symptoms, and excessive dengue (SD). Every 12 months, an envisioned 12500 SD deaths are reported through the WHO; but, the cutting-edge treatment is limited to fluid substitute and supplemental medical care, and therefore, there may be a pressing want for

powerful anti-DENV capsules. In 2015, the first vaccine, Dengvaxia (CYD-TDV), changed into authorized in Mexico, which heralded the start of research of the DENV vaccine. However, the improvement of small molecule anti-DENV drugs has been a sluggish technique. To this point, only four small-molecule anti-DENV pills, chloroquine, celgosivir, balapiravir, and UV-4B have entered phase I or section II scientific trials. Presently, the trial status and outcome of NCT00849602 remains uncertain; NCT01619969 and NCT02569827 completed the desired protection profile but did no longer lessen viral load as expected, and the clinical trial of the  $\alpha$ -glucosidase inhibitor NCT02696291 changed into terminated at segment I.10) Promising anti-DENV drugs are predicted to inhibit all serotypes of DENV (DENV1–four and probably DENV-5); even though Katzelnick et al.

Cautioned that DENVs need to be classified in step with antigenic differences, in this evaluate, we've got accompanied the extensively adopted conventional classification through serotype. The inhibition of all serotypes, and the antibody-based enhancement phenomenon observed in the course of DENV contamination, complicates the research of anti-Dengue pills: if an affected person changed into re-infected by way of a heterotypic virus, the antibodies created previously would end up pathogenic. Moreover, in laboratory testing, the constrained availability of preclinical animal models has slowed the tempo of drug development. As DENV-inflamed mice spark off the interferon (INF) responses and the intense bureaucracy that arise in people do no longer develop naturally in laboratory mice, just a few mouse fashions, including suckling mice, immunocompetent mice (e.g. C57BL/6 mice), humanized mice (e.g. SCID-huk562 mice), and immunocompromised mice (e.g. AG129, A129, AB6 mice), have been advanced, but it is nonetheless hard to generalize these models to the human frame [1].

This assessment especially discusses the promising DENV targets and antiviral inhibitors at some point in the preceding five years (2012 to 2017). To start, the history of DENV is defined; in the end, its genome organization and life-cycle are added. In the very last section, the essential anti-DENV goals are summarized and a discussion of rising inhibitors is performed.

## HISTORY

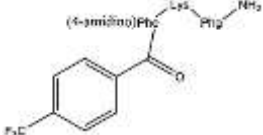
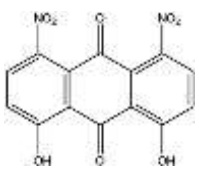
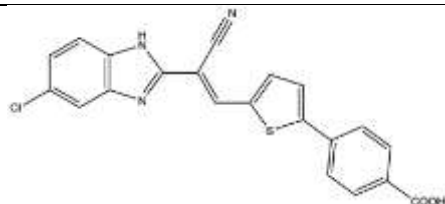
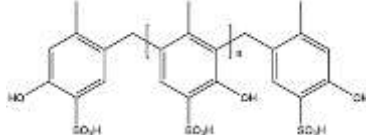
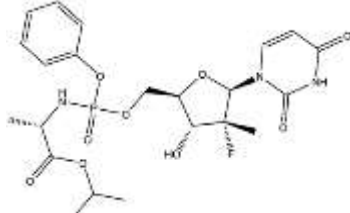
The phrase “dengue” is extensively said to originate from the Swahili word “Ki-dinga pepo,” this means that “cramp-like pains, produced through the enterprise of an evil spirit”. Between 265 and 420 A.D. (the Jin Dynasty), a file of dengue-like contamination becomes first discovered in an ancient Chinese clinical ebook as “Shuidu”, which means “water poison”. This report became formally edited in 610 A.D. (Tang Dynasty) and 992 A.D. (the Northern Sung Dynasty). There was an opportunity that the epidemics in 1779 in Batavia (Jakarta), Indonesia, and Cairo, Egypt have been dengue; and it became additionally pretty in all likelihood that the Philadelphia epidemic in 1780 became dengue. Thus, before the 18th century, dengue had already done an extensive geographic distribution.

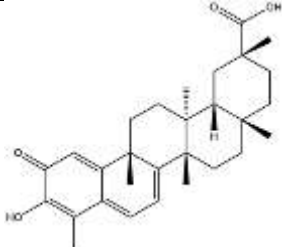
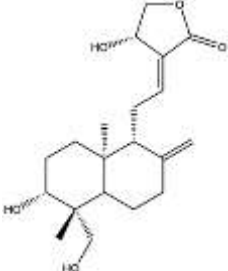
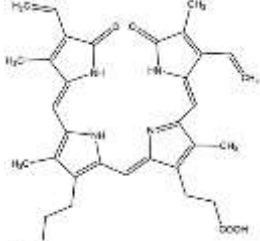
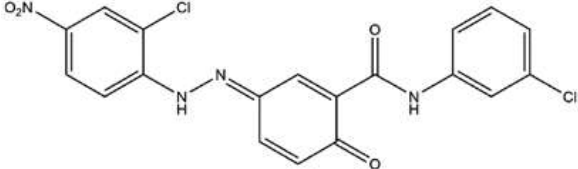
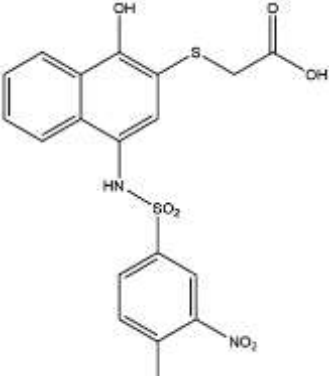
In 1906, it turned into proven that the transmission happened through the Aedes mosquito. In the following yr, a sequence of studies confirmed that DENVs had been transmitted in a fashion much like the “jungle cycle” of the yellow fever virus. Before the 1950 s, uncommon epidemics of DF befell tropical areas. After global war II, this pattern of the ailment became damaged. At some stage in the 1950 s, the epidemic of DHF was first identified in Manila, the Philippines. Inside the subsequent two decades, the disorder had spread at some point in Southeast Asia.

Even though the outbreaks of dengue had been said for hundreds of years, DENV-1 and DENV-2 were remoted in 1943 in Japan and 1945 in Hawaii, respectively. The Japanese virologists, Dr. R. Kimura and Dr. S. Hotta have done their names in the records thru these isolations; but, greater information is beyond the motive of this assessment. In 1953, DENV-3 and DENV-four had been first stated within the Philippines and Thailand. Because then, DENV infections had been found or mentioned in Asia every year.

### ADVANCES IN ANTI-DENV INHIBITORS

As research into antiviral inhibitors has been a hotspot for the invention of the anti-DENV drug, many compounds have been recognized as anti-DENV inhibitors inside the beyond five years. Based on the targets referred to before, we've summarized the amazing inhibitors that bind to extraordinary goals in Table 1.

Name of the Inhibitor	Structure	Inhibitory Activities for Dengue Virus 2	References
42a		IC <sub>50</sub> =0.21 $\mu$ M	[1]
Anthraquinone		EC <sub>50</sub> =4.2 $\mu$ M reduced viral titer more than 1 log PFU/mL at 1 $\mu$ M	[2]
MB21		IC <sub>50</sub> =5.95 $\mu$ M	[3]
Policresulen		IC <sub>50</sub> =0.48 $\mu$ Ma IC <sub>50</sub> =4.99 $\mu$ Mb	[4]
SOF		EC <sub>50</sub> =9.9 $\mu$ M	[5]

Celastrol		EC <sub>50</sub> =0.12 μM	[6]
Andrographolide		showed improved survival rates in ICR suckling mice at 50 mg/kg	[7]
Biliverdin		K <sub>i</sub> =8.55 μM	[8]
NSC135618		IC <sub>50</sub> =1.8 Mm EC <sub>50</sub> =0.81 μM	[9]
SK-12		EC <sub>50</sub> =0.98 μM	[10]

## CONCLUSION

Viral contamination may also motive substantial lethality. As mosquito-borne viral contamination, dengue has excessive infectivity and breakouts occur frequently in negative urban areas. Dengue prevention techniques have been extensively publicized utilizing the WHO; however, few remedy strategies and drug healing procedures had been advanced and promoted. Although clinical trials of a few retailers have been started, the anti-DENV tablets have insufficient efficacy and are unavailable in the marketplace. The scientific trials of anti-

DENV tablets have been beset utilizing problems, but hit consequences have gathered in the discovery of antiviral inhibitors, leading to the provision of ample assets for drug design within the destiny.

On this assessment, we've got distinctive the latest studies achievements in anti-DENV inhibitors and summarized the sizable goal proteins. Arranged by using the goal, we very well-investigated the emerging anti-DENV inhibitors. In addition to the inhibitors, an in-depth exploration of the experiments and simulations turned into additionally described and the mechanisms were explained, to provide a solid reference for destiny work. In silico strategies to locate inhibitors had been additionally mentioned; collectively with necessary explanation and discussion, this assessment hopes to have supplied some useful pointers. Although the variety of nations with a clinically approved anti-DENV vaccine is increasing, the mixed usage of a vaccine and yet-to-be-investigated anti-DENV pills might present a promising remedy. Pre-scientific and scientific research into anti-DENV drugs is still underway, and many classes can be learned from the previous research. In destiny, we're sure to conquer the demanding situations and anticipate our ongoing work to yield an amazing anti-DENV remedy.

#### REFERENCES

- [1] L. F. Weigel, C. Nitsche, D. Graf, R. Bartenschlager, and C. D. Klein, "Phenylalanine and Phenylglycine Analogues as Arginine Mimetics in Dengue Protease Inhibitors," *J. Med. Chem.*, 2015, doi: 10.1021/acs.jmedchem.5b00612.
- [2] J. J. H. Chu *et al.*, "Antiviral activities of 15 dengue NS2B-NS3 protease inhibitors using a human cell-based viral quantification assay," *Antiviral Res.*, 2015, doi: 10.1016/j.antiviral.2015.03.010.
- [3] R. Sood *et al.*, "Cissampelos pareira Linn: Natural Source of Potent Antiviral Activity against All Four Dengue Virus Serotypes," *PLoS Negl. Trop. Dis.*, 2015, doi: 10.1371/journal.pntd.0004255.
- [4] D. W. Wu *et al.*, "Policresulen, a novel NS2B/NS3 protease inhibitor, effectively inhibits the replication of DENV2 virus in BHK-21 cells," *Acta Pharmacol. Sin.*, vol. 36, no. 9, pp. 1126–1136, 2015, doi: 10.1038/aps.2015.56.
- [5] H. T. Xu *et al.*, "Evaluation of Sofosbuvir ( $\beta$ -D-2'-deoxy-2'- $\alpha$ -fluoro-2'- $\beta$ -C-methyluridine) as an inhibitor of Dengue virus replication," *Sci. Rep.*, 2017, doi: 10.1038/s41598-017-06612-2.
- [6] J. S. Yu *et al.*, "Celastrol inhibits dengue virus replication via up-regulating type I interferon and downstream interferon-stimulated responses," *Antiviral Res.*, 2017, doi: 10.1016/j.antiviral.2016.11.010.
- [7] C. K. Tseng *et al.*, "Human heme oxygenase 1 is a potential host cell factor against dengue virus replication," *Sci. Rep.*, 2016, doi: 10.1038/srep32176.
- [8] J. A. Espinoza, P. A. González, and A. M. Kalergis, "Modulation of Antiviral Immunity by Heme Oxygenase-1," *American Journal of Pathology*. 2017, doi: 10.1016/j.ajpath.2016.11.011.

- [9] M. Brecher *et al.*, “A conformational switch high-throughput screening assay and allosteric inhibition of the flavivirus NS2B-NS3 protease,” *PLoS Pathog.*, 2017, doi: 10.1371/journal.ppat.1006411.
- [10] S. Pambudi *et al.*, “A small compound targeting the interaction between nonstructural proteins 2B and 3 inhibits dengue virus replication,” *Biochem. Biophys. Res. Commun.*, 2013, doi: 10.1016/j.bbrc.2013.09.078.